

# **SOUNDTUBE<sup>®</sup>**

E N T E R T A I N M E N T

an  **MSE AUDIO** brand

# CONTENTS

Product Line .....	4
Coverage Area .....	7
Features .....	8
IP-Addressable with STNet and Dante .....	10
IPD4 .....	12
XT Exterior Weatherproof .....	14
RSi Original Pendant Speaker .....	16
RS-EZ Economical Pendant .....	17
HPI High-Powered Pendant .....	18
CMi In-Ceiling .....	20
CM-EZ Economical In-Ceiling .....	22
CM-BGM In-Ceiling Background Music .....	24
SMi Surface-Mount Speaker .....	26
SM-EZ- Economical Surface-Mount .....	27
In-Wall .....	28
TS Ceiling-Tile Speaker .....	29
LA Line Array .....	30
FP Focus Point Parabolic .....	31
WLL Wireless Transmitter/Receiver .....	32
Amplifiers .....	33
UL Product Status .....	34

Offering full lines of loudspeakers for paging, background music, sound focusing, foreground music and countless other uses, SoundTube® has efficient solutions for your commercial audio needs.

*SoundTube matches incomparable sound with extraordinary design and are intended to look as good as they sound. With clean design and a variety of simplified mounting methods, SoundTube speakers can blend in with your architecture, complement your layout, or remain virtually invisible.*

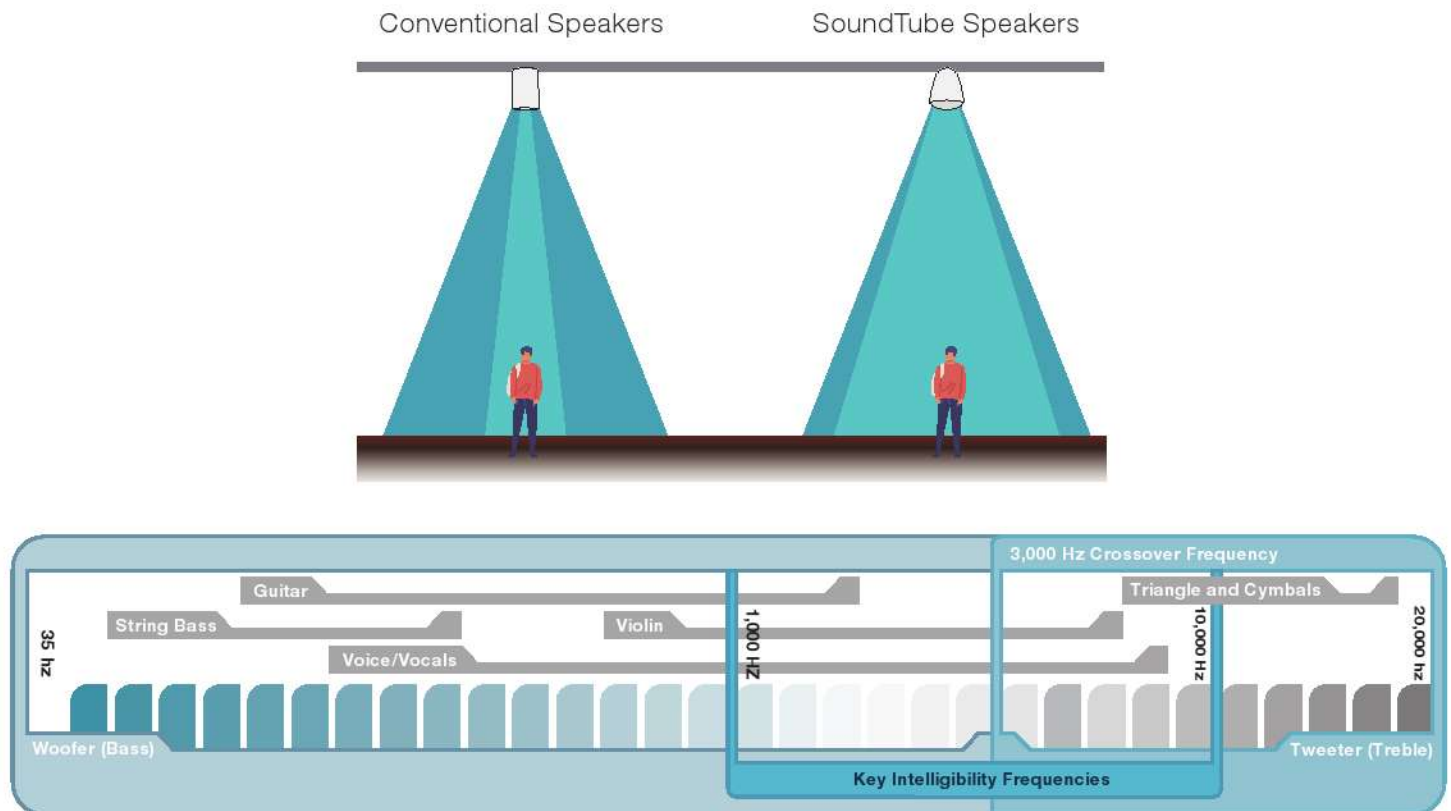
# The Original BroadBeam® Pendant Speaker

## BroadBeam -Ensuring the Best Sound Coverage


Perhaps one of the most important benefits of SoundTube® speakers are their patented BroadBeam waveguide technology. BroadBeam produces a predictable 110° coverage pattern that ensures you don't have to be directly in front of or beneath a speaker to get great sound. Dispersing a more vast sound to create a wider beam, SoundTube speakers provide crisp vocals and unrivaled clarity between musical notes to a larger area. This is what makes SoundTube speakers stand above the rest.

## BroadBeam vs. BroadBeam HP

For particularly noisy or large areas like airports, convention centers, and gymnasiums — there's BroadBeamHP, a high-power version of BroadBeam with a 90° coverage angle. BroadBeam HP features higher output and longer throw, allowing announcements and music to be clearly heard over loud crowds or at longer distances.



*SoundTube's BroadBeam speakers cover a wide range of essential frequencies (1,000 Hz to 10,000 Hz) with realistic, exceptional sound.*











## LOOK UP™

SoundTube speakers are unlike anything you've ever heard - or seen - before.

No other speaker company takes the same approach to developing technology and bringing innovation to the market like SoundTube® does. SoundTube constantly strives to bring the best possible technologies with the highest quality to ensure you receive the most from our products.

From the attention-grabbing cylindrical structures that made the name, to the sleek, contemporary designs created today, one thing has always set SoundTube apart: superior sound. With an unwavering focus on solution-based engineering and customer satisfaction, SoundTube Entertainment has been crafting cost-effective, high-quality, aesthetic speakers for the commercial sound industry since the mid 1990's.

Offering full lines of loudspeakers for paging, background music, sound focusing, foreground music and a variety of other uses, SoundTube has efficient solutions for almost any commercial audio need. With wider coverage over larger areas than conventional speakers, SoundTube's sound is not only exceptional, it's economical. SoundTube speakers are the most cost-effective of their kind on the market today.

Whatever an application requires—open-ceiling, in-wall, surface-mount, in-ceiling or outdoor audio—SoundTube has a high-performance speaker to fit the bill. SoundTube engineers create product lines and models with consistency in mind, so the CMI speakers in the drop-tile ceiling over a restaurant's dining room produce the same tone and sound quality as the RSi speakers in the open ceiling over the foyer. And whether those speakers emit music or announcements, every note and word is always crystal clear.

## CM-EZ Clear speech intelligibility and unbeatable value



CM31-EZ CM42-EZs-II CM62-EZ-II CM62-EZs-II CM82-EZ-II CM82-EZs-II

## CM-BGM Engineered specifically for background music applications.



CM52-BGM-II CM52s-BGM-II CM62-BGM-II CM82-BGM-II

## CMi Easy ceiling installation and high-performance sound.



CM400i CM500i CM600i CM800i

CM890i CM890d CM1001d-T

## SMi Crystal-clear audio from inconspicuous surface-mounted locations.



SM400i SM500i-II SM590i-II SM890i

SM500i-II-WX

SM590i-II-WX

SM890i-WX

## TS Seamless blending into ceiling tile-grid system



TS81-EZ

## IW High-quality audio in a compact in-wall design



IW31-EZ

IW500b

## LA Superior clarity to a wide array of venues.



LA880i-II



LA880i-II with  
LA808i-II

## FP Targeted audio in a unique package Made in USA



FP6020-II

FP6030-II

SS30

## WLL

Enables the placement of speakers where running wires may be difficult.



WLL-TX1-II

WLL-RX1p-II



## IPD

Proprietary 40 watts power, signal and control, over Ethernet to each speaker – the future of commercial audio.



## IPD4

IP-Addressable Dante® Network Speaker System



## XT

Full frequency sound dispersion and complete omnidirectional coverage.



## RS-EZ

Versatile speakers for open-ceiling installations



## RSi

The Original Pendant Speaker.™  
High Fidelity music and intelligibility to lower ceiling applications.



## HPi

High-powered pendants



## SM-EZ

Soundtube quality, and "weather extreme" protection at a modest price.



## Amplifiers


Soundtube's small amplifiers are ideal for applications where local amplification is more cost-effective than long runs of copper.



## Mighty Mite



## Designer Sleeves (DS31-EZ)



# FEATURES



## Full Frequency Dispersion

With our revolutionary BroadBeam™ technology, we guarantee that your frequency dispersion is as robust as ever.



## Wiring Made Easy

Our 4-pin and 6-pin Euroblock connector will speed up wiring, simplify daisy-chaining, and allows for pre-wiring to make setup as simple as possible.



## Adjustable Output Levels

Some speakers are equipped with a low insertion-loss transformer. The easy-access tap switch makes selecting your tap setting a breeze.



## Hanging Hardware

Easily adjustable installation hardware, including hanging and safety cables and SpeedClamps™, are packaged with your speakers.



## Zero Reflection™ Enclosure

These enclosures are engineered to eliminate standing sound waves inside the cabinet for a better sound.





## Ceramic Input Terminal Strip

Ceramic input terminal accepts up to 10 gauge plenum rated signal wire and includes thermal fuse. Suitable for use in voice alarm.



## System Compatibility

Our speakers are designed to sonically match each other, so no matter the application, you'll have crystal clear sound throughout your space.



## Crystal-Clear Intelligibility

Engineered for paging, background music, and more, our speakers mesh true intelligibility with high output.



## All-Weather Durability

With ultra-durable construction and weather guard technology, our XT & WX speakers can operate under any condition!



## Versatile Installation Options

Whether you need a hanging pendant, a shallow in-ceiling speaker, or even an outdoor application, we offer a solution to every problem.

# NextGen™ Pendant Speakers

From the creator of The Original Pendant Speaker™ in 1985, SoundTube Entertainment has just reinvented the category with the launch of its NextGen Pendants.

## NextGen Colors

NextGen™ Pendants are available in colors that are just as revolutionary as the products themselves: semi-metallic white, black, and silver. In aesthetically-sensitive situations, the industry-standard white or black often distract from the overall interior design of a room. You no longer have to settle for ugly speakers! Of particular interest to a high-end room is the silver, designed to reflect its



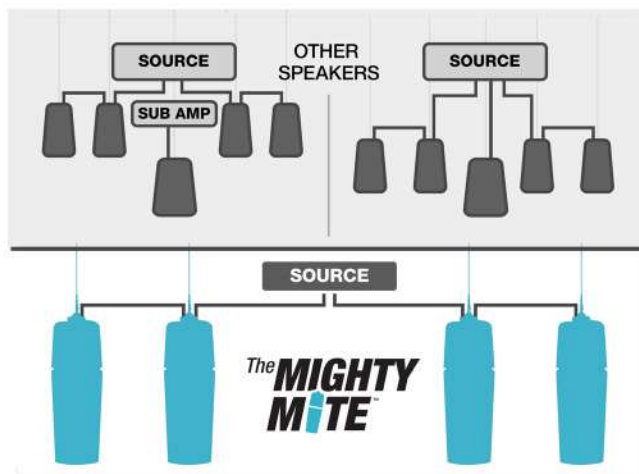
## Designer Cabinets

Step away from the industry-standard, function-over-form speakers you try to hide in the rafters. Instead, graduate to the contemporary, form-meets-function, sleek designer shapes. Redefined aesthetics give designers options for the pendant category they haven't seen before. The sleek ultra-modern look and feel fits comfortably in any décor where design is as essential as sound quality.



## Wiring Made Easy

The Mighty Mite™ has built-in subwoofers, eliminating the need for separate subwoofers, resulting in fewer wire drops and a less complicated system. Easily adjustable installation hardware, including hanging and safety cables and SpeedClamps™, is packaged with each speaker.



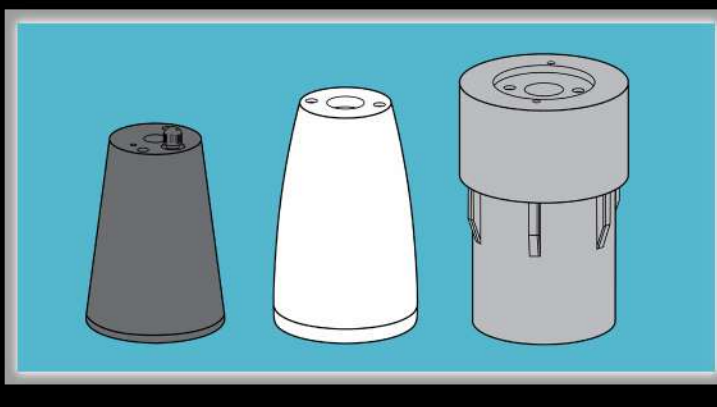
## Adjustable Tap Settings

All next-generation pendant speakers come equipped with a low insertion-loss transformer for use in 25, 70.7 and 100V systems. A transformer by-pass position is included on all tap switches



## Patented Slide-On Sleeves

Multiple contemporary slide-on sleeves match any aesthetic.





## Patented Built-In Subwoofer

Created to simplify installations for integrators, the UL-approved and patented Mighty Mite is the only full-range pendant speaker with a built-in subwoofer, eliminating the need to install a separate subwoofer or subwoofer amplifier. Applies to MM43-BGM and MM32-EZ. The hallmark of SoundTube's speakers is full-frequency dispersion, made even more robust with SoundTube's revolutionary BroadBeam™ high-frequency dispersion technology. Applies to MM43-BGM.



MM32-EZ



MM43-BGM

<b>System Type</b>	2-Way Pendant Speaker with built-in 5.25" bandpass subwoofer	3-Way Pendant Speaker with built-in 5.25" bandpass subwoofer
<b>Frequency Response (±3 dB)</b>	68 Hz - 18,735 kHz	62Hz - 24,000Hz
<b>Max SPL @ 1M<sup>6</sup></b>	98 dB SPL RMS and 112 dB SPL Peak	103dB SPL RMS and 116dB SPL Peak
<b>Coverage Angle (±6 dB @ 2 kHz)</b>	70°	500 Hz: 360°   1 kHz: 200°   2 kHz: 100°   4 kHz: 80°
<b>Height</b>	21.9" / 556.3 mm	21.9" / 556.3 mm
<b>Diameter</b>	7.5" / 190.5 mm	7.5" / 190.5 mm
<b>Weight</b>	12.75 lbs. / 5.78 kg	13.15 lbs. / 5.96 kg
<b>Certifications</b>	UL 1480 (UEAY) & 2239, CE, RoHS	UL 1480 (UEAY) & 2239, CE, RoHS

Dual Chamber bandpass sub

- Only patented full-range pendant speaker with built-in subwoofer

- Phase-aligned bass produces even, full-range coverage

- Features BroadBeam® Ring tweeter for wide off-axis coverage

Coaxial woofer - tweeter assembly (MM43)



Designer Sleeve

<b>System Type</b>	5.25" Coax
<b>Frequency Response (±3 dB)</b>	90 Hz - 20 kHz
<b>Max SPL</b>	93 dB
<b>Average Coverage</b>	141°
<b>Height</b>	5.75" / 146.1 mm
<b>Visible Diameter</b>	11.75" / 298.5 mm
<b>Weight</b>	8 lbs. / 3.6 kg
<b>Certifications</b>	UL 60065, CE, CB



# IPD

A Powerful IP-addressable system with proprietary 40 watts PoE to each speaker.

The SoundTube STNet system is a IP-addressable speaker system with proprietary 40 watts PoE (Power over Ethernet) to each of its speakers. The system operates on Dante®-enabled platforms allowing seamless connectivity with hundreds of other devices all operating on the industry-standard Dante digital networking platform.

IPD speakers connect to the Dante network through the PoE STNet Switch II. All setup is done centrally via software. Easily re-configurable and ideal for rapidly changing audio needs in convention centers, hotel ballrooms and educational facilities, the SoundTube IPD series is the future of commercial audio.

## Applications

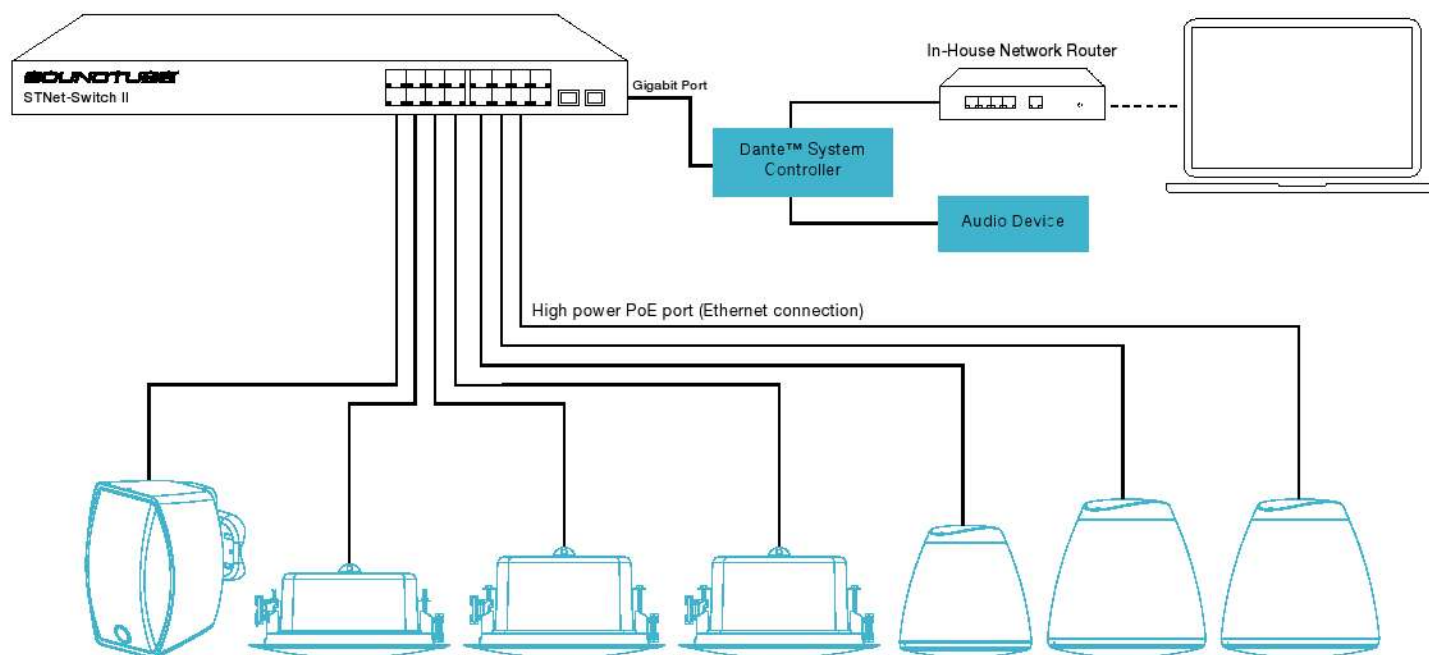
Hotels	Houses of Worship
Convention Centers	Sports Stadiums
Theme Parks	Educational Facilities



## Features

- Proprietary 40 watts power, signal and control over Ethernet to each speaker
- Compatible with any Dante-enabled system
- Includes STNet switch, power supply and selected in-ceiling, surface-mount and pendant speakers
- Easy system wiring with Cat5 or Cat6 between the switch, the speakers, and all other endpoints
- Each speaker can be individually EQ'd and calibrated

## Typical IP Dante Speaker Setup







IPD-XT850



IPD-TSB 2.0



IPD-SM500i-II



IPD-SM52-EZ



IPD-SM82-EZ-II

<b>System Type</b>	8" coaxial outdoor	2-way Dante/ AES67 enabled PoE Soundbar	5.25" Coax	5.25" Coax	8" Coax
<b>Frequency Response (<math>\pm 3</math> dB)</b>	51 Hz - 10 kHz	85 Hz - 20 kHz	86 Hz - 22 kHz	65 Hz - 20 kHz	50 Hz - 20 kHz
<b>Max SPL</b>	101 dB	100 dB	102 dB	99 dB	101 dB
<b>Average Coverage</b>	360° Horizontal 40° Vertical		100° Horizontal 100° Vertical	95° Horizontal 100° Vertical	90° Horizontal 105° Vertical
<b>Height</b>	16.42" / 417.1 mm	6.75 in / 171.5 mm	11.4" / 289.6 mm	11.88" / 301.8 mm	18" / 203.2 mm
<b>Width</b>	14.17" / 359.9 mm	43 in / 1092.2 mm	8.36" / 212.3 mm	7.5" / 190.5 mm	11.5" / 292.1 mm
<b>Weight</b>	16.7 lbs / 7.6 kg	15 lbs / 6.8 kg	9.5 lbs. / 4.3 kg	7.4 lbs. / 3.4 kg	13.9 lbs. / 6.3 kg
<b>Certifications</b>	RoHS, IP55		UL 60065, RoHS, CB	UL 60065, RoHS, CB	UL 60065, RoHS, CB



IPD-CM52-BGM-II



IPD-CM52s-BGM-II



IPD-CM62-BGM-II



IPD-CM82-BGM-II

<b>System Type</b>	5.25" Coax	5.25" Coax	6.5" Coax	8" Coax
<b>Frequency Response (<math>\pm 3</math> dB)</b>	90 Hz - 20 kHz	90 Hz - 20 kHz	55 Hz - 20 kHz	70 Hz - 18 kHz
<b>Max SPL</b>	100.5 dB	99 dB	101 dB	103 dB
<b>Average Coverage</b>	170°	170°	170°	39°
<b>Height</b>	5.75" / 146.1 mm	3.75" / 95.3 mm	5.75" / 146.1 mm	8" / 203.2 mm
<b>Visible Diameter</b>	11.75" / 298.5 mm	11.75" / 298.5 mm	11.75" / 298.5 mm	11.75" / 298.5 mm
<b>Weight</b>	8 lbs. / 3.6 kg	6.5 lbs. / 3 kg	8 lbs. / 3.6 kg	9 lbs. / 4.1 kg
<b>Certifications</b>	UL 2043, UL 60065, CB	UL 2043, UL 60065, CB	UL 2043, UL 60065, CB	UL 2043, UL 60065, CB



IPD-RS62-EZ



IPD-RS82-EZ



IPD-HP82-EZ

<b>System Type</b>	6.5" Coax	8" Coax	8" Coax, High SPL
<b>Frequency Response (<math>\pm 3</math> dB)</b>	100 Hz - 20 kHz	100 Hz - 22 kHz	110 Hz - 22 kHz
<b>Max SPL</b>	101 dB	103 dB	111 dB
<b>Height</b>	10.4" / 264.2 mm	10.4" / 327.7 mm	10.4" / 327.7 mm
<b>Diameter</b>	10.08" / 256 mm	12.9" / 256 mm	12.9" / 256 mm
<b>Weight</b>	7 lbs. / 3.2 kg	11 lbs. / 5 kg	14 lbs. / 6.35 kg
<b>Certifications</b>	UL 60065, CB; UL 1480 UEAY, UL 2239 and EN54-24:2008 planned	UL 60065, CB; UL 1480 UEAY and UL 2239 planned	UL 60065, CB; UL 1480 UEAY, UL 2239 and EN54-24:2008 planned

# IPD4

## IP-Addressable Dante® Network Speaker System

Expand individual zones by connecting the IPD4 directly to the STNet Switch, which provides connection and amplification for up to three additional non-IP speakers.

Each IPD4 speaker supports 2 amplifier channels with level and DSP, that can be distributed to the satellite speakers as 2 zones.

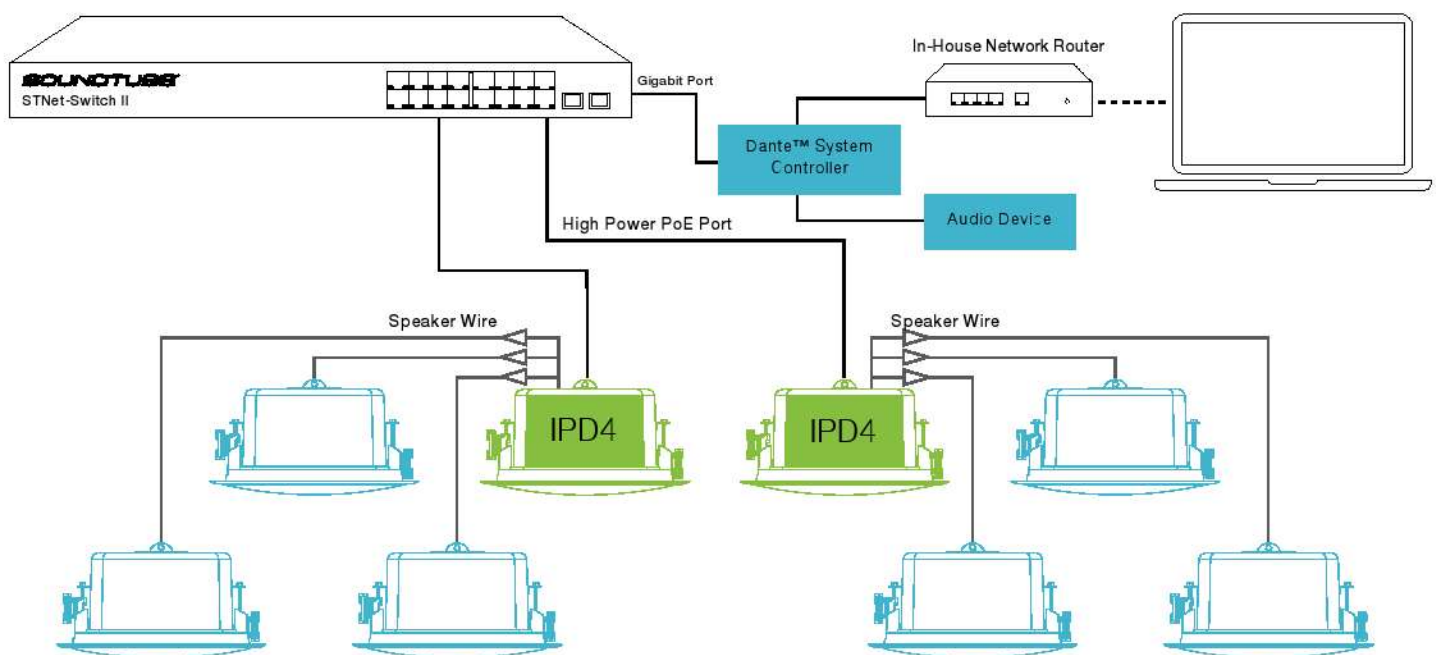
The IPD4 speakers give the user the ability to power more than one speaker from a CAT5 or 6 run. The speakers are compatible with SoundTube's STNet system and can be used with either SoundTube's high-power STNet-Switch or with a PoE or PoE+ switch.



## Applications

Hospitality	Houses of Worship
Outdoor Plazas	Gas Stations
Educational Facilities	Sports Stadiums
Auditoriums	Theme Parks

## Typical IPD4 Setup for Dante Systems





STNet Switch II



IPD-Hub 2



IPD4-CM52-BGM-II



IPD4-CM62-BGM-II

System Type	16-Port 40 W PoE Switch	2-channel DSP amplifier
Power	110-240 VAC, 50/60 Hz	PoE, PoE+, 40W PoE, 24V PS
Relay I/O	Audible Alarm, Visible Alarm	---
Height	1.73" / 44 mm	1.75" / 44.45 mm
Width	17.4" / 442 mm	8" / 203.2 mm
Depth	8.3" / 211 mm	6" / 152.4 mm
Weight	7.71 lbs. / 3.5 kg	7.71 lbs. / 3.5 kg
Certifications	UL 60950-1, CE	CE, UL60065, ETL-c/US, UL2043

System Type	5.25" Coax	6.5" Coax
Frequency Response ( $\pm 3$ dB)	90 Hz - 20 kHz	60 Hz - 20 kHz
Max SPL	93 dB	93 dB
Average Coverage	141°	91°
Height	5.75" / 146.1 mm	5.75" / 146.1 mm
Visible Diameter	11.75" / 298.5 mm	11.75" / 298.5 mm
Weight	8 lbs. / 3.6 kg	8 lbs. / 3.6 kg
Certifications	UL 60065, CE, CB	UL 60065, CE, CB



# XT

## Lasting High-Fidelity Outdoor Audio

Outdoor audio quality should rival that of indoor installations. To up the ante on outdoor audio, the SoundTube® XT series provides models with omnidirectional full frequency dispersion, ultra-long throw, and aesthetics that meld seamlessly with outdoor landscaping. To set a new standard for performance in outdoor music and paging.

Made with industrial-strength enclosures for long life and performance, the XT550 and XT850, and SurroundStone 8 provide exceptional omnidirectional coverage. Additionally, the XT-PowerRock is designed with a compression driver for long throw and superior high-frequency dispersion.

In addition to their quality and full range coverage, the XT series is designed in a variety of ways to blend into its surroundings, and become a permanent part of an outdoor installation. To protect against theft and high winds, XT speakers can also be fitted with optional anti-theft ground brackets.

### Universal System Adaptability

XT speakers include weatherproof transformers that allow for constant-voltage applications as well as transformer bypass settings.

### Extreme-Duty

The XT550 and XT850 have highly durable UV-, scratch-, and weather-resistant enclosures with liquid-tight compression fittings and professional grade components. You can be assured of long lasting performance and durability.

### Efficient Coverage Pattern

SoundTube's BroadBeam dispersion technology distributes high frequencies of sound in a wider, more effective pattern than conventional speakers. This allows for wider spacing of speakers and therefore fewer speakers overall without sacrificing intelligibility.

### Theft Control Hardware

XT550 and XT850 speakers come with anti-theft brackets which allow deep anchoring of speakers. Rock speakers that are mounted on hard surfaces may be anchored with an optional bracket.

### Color Options

The XT550 and XT850 are available in Green and the XT850 is also available in Sandstone; rock speakers are available in Grey or Sandstone.

## Applications

Amusement Parks

Outdoor Restaurants

Resorts

Hotel Landscaping

Shopping Centers



XT550



XT850

<b>System Type</b>	5.25" Coax	8" Coax
<b>Frequency Response (<math>\pm 3</math> dB)</b>	61 Hz - 9.5 kHz	51 Hz - 10 kHz
<b>Impedance</b>	4 $\Omega$	4 $\Omega$
<b>Max SPL</b>	101 dB	105 dB
<b>Program Power</b>	60 W	100 W
<b>Coverage Angle</b>	360° Horizontal 40° Vertical	360° Horizontal 40° Vertical
<b>Sensitivity</b>	86 dB	85 dB
<b>Height</b>	15.51" / 394 mm	16.42" / 417.1 mm
<b>Diameter</b>	14.1" / 358.1 mm	14.17" / 359.9 mm
<b>Weight</b>	13 lbs. / 5.9 kg	16.7 lbs. / 7.6 kg
<b>Certifications</b>	UL 1480, CE, RoHS, WEEE	UL 1480, CE, IP55, RoHS, WEEE





XT-SurroundStone™ 8



XT-PowerRock™

<b>System Type</b>	8" Coax	8" 2-way
<b>Frequency Response (±3 dB)</b>	60 Hz - 22 kHz	45 Hz - 20 kHz
<b>Impedance</b>	4 Ω	8 Ω
<b>Max SPL</b>	106.5 dB	118 dB
<b>Program Power</b>	70 W	125 W
<b>Coverage Angle</b>	360° Horizontal	N/A
<b>Sensitivity</b>	91.0 dB	97.0 dB
<b>Height</b>	14" / 355.6 mm	17.8" / 450.9 mm
<b>Diameter</b>	17.3" / 438.2 mm	N/A
<b>Width</b>	N/A	17.25" / 438.2 mm
<b>Depth</b>	11.5" / 292.1 mm	14.5" / 368.3 mm
<b>Weight</b>	52.7 lbs. / 23.9 kg	48 lbs. / 21.8 kg
<b>Certifications</b>	CE	CE



## Original Pendant Speaker™

SoundTube created the original pendant speaker and still offers the widest selection of pendant models in the industry. Designed for open-ceiling use, pendant speakers bring high-fidelity music and intelligibility to lower ceiling applications. RSi models include BroadBeam™ dispersion to greatly expand coverage area, providing even sound placement and smooth response.

### Installation

If the installation requires a mix of pendant speakers and in-ceiling or surface-mount models, rest assured that sound quality will stay the same throughout the facility, as SoundTube speakers are designed to match one another with the same timbre and tone.

## Applications

Retail	Hospitals
Hotels	Stadiums
Restaurants	Colleges/Schools
Gymnasiums	Conference Centers
Grocery Stores	Government Buildings
Lounges and Clubs	



RS400i



RS500i



RS600i



RS800i



RS1001i-II-T



RS1201i-SuperT

System Type	4" Coax	5.25" Coax	6.5" Coax	8" Coax	10" Subwoofer	12" Subwoofer
Frequency Response (±3 dB)	95 Hz - 20 kHz	87 Hz - 22 kHz	85 Hz - 17 kHz	80 Hz - 22 kHz	53 Hz - 175 Hz	39 Hz - 200 Hz
Impedance	4 Ω	8 Ω	8 Ω	8 Ω	4 Ω	4 Ω
Max SPL	95.5 dB	105.5 dB	108 dB	110.5 dB	105 dB	113 dB
Program Power	20 W	75 W	90 W	125 W	150 W	300 W
Sensitivity	85.5 dB	86.5 dB	88.5 dB	89.5 dB	86 dB	92 dB
Height	8.79" / 223.5 mm	11.74" / 298.2 mm	14.3" / 363.5 mm	17.2" / 437.6 mm	17.2" / 437.6 mm	22.8" / 579.1 mm
Diameter	7.7" / 195.6 mm	9.68" / 245.9 mm	12.1" / 307.3 mm	14.8" / 376.4 mm	14.8" / 376.4 mm	20.8" / 528.3 mm
Weight	5.07 lbs. / 2.3 kg	9.5 lbs. / 4.3 kg	13.4 lbs. / 6.1 kg	20.5 lbs. / 9.3 kg	27.1 lbs. / 12.3 kg	45 lbs / 20.4
Certifications	UL 1480 & 2239, CE, RoHS, WEEE	UL 1480 & 2239, CE, RoHS, WEEE	UL 1480 & 2239, CE, RoHS, WEEE	UL 1480 & 2239, CE, RoHS, WEEE	UL 1480 & 2239, CE, RoHS, WEEE	UL 2239



# RS-EZ

## Versatile Speakers for Open-Ceiling Installations

RS-EZ speakers provide an economical solution for integrators needing high-quality pendant speakers. Weatherized components and powder-coated aluminum grilles make the RS-EZ series suitable for indoor or outdoor uses.

### Wide Full-Frequency Dispersion

SoundTube's exclusive BroadBeam Ring™ technology provides superb off-axis performance in the RS42-EZ, RS62-EZ and RS82-EZ. For installations requiring longer throw, the high-power HP82-EZ uses a BroadBeam® HP compression driver to improve high frequency dispersion while providing excellent coverage from high ceilings.

### Adjustable Output Levels

All RS-EZ speakers come equipped with a low insertion-loss transformer for use in 25, 70.7, and 100V systems. The front-mounted, easy-access tap switch makes selecting the desired tap setting a breeze. A transformer by-pass position is also included on all tap switches, making it easy to convert speakers for use in low impedance systems.

### Ceramic Input Terminal Strip

The RS42, RS62, RS82, and HP82 use ceramic input terminal strips. These terminals accept up to 10 gauge plenum rated signal wire and includes thermal fuse that is suitable for use in voice alarm applications subject to EU regulations EN60849 and BS5839-8.

### RS31-EZ(-T)

For installations over countertops or bars, or for the aesthetics and sound of a pendant speaker in a finished ceiling, the RS31-EZ is a small, attractive option. This 3" speaker includes a hanging/safety cable and cover plate which attaches to a junction box. The RS31-EZ-T includes a 20 watt transformer that fits within a ceiling-mount.

### Easy Installation

Easily adjustable installation hardware, including hanging and safety cables and SpeedClamps™, is packaged with each RS-EZ speaker (not including the RS31-EZ(-T)).

## Features

- Transformer and bypass operation modes on RS4-EZ, RS42-EZ, RS62-EZ, RS82-EZ and HP82-EZ.
- Fast, easy installation via hanging cable or direct conduit mount.
- The RS31-EZ(-T) and RS4-EZ speakers utilize the patented ZeroReflection™ enclosure technology for optimal sound reproduction and cabinet rigidity.



	RS31-EZ(-T)	RS4-EZ	RS42-EZ	RS62-EZ	RS82-EZ	HP82-EZ
<b>System Type</b>	3" Full Range	4" Full Range	4" Coax	6.5" Coax	8" Coax	8" Coax, High SPL
<b>Frequency Response (±3 dB)</b>	170 Hz - 14 kHz	185 Hz - 13 kHz	140 Hz - 22 kHz	100 Hz - 22 kHz	100 Hz - 22 kHz	110 Hz - 22 kHz
<b>Impedance</b>	8 Ω	8 Ω	16 Ω	16 Ω	16 Ω	16 Ω
<b>Max SPL</b>	98 dB	103 dB	100 dB	108.9 dB	110 dB	110 dB
<b>Program Power</b>	20 W	20 W	20 W	32 W	64 W	64 W
<b>Sensitivity</b>	85 dB	90 dB	82.4 dB	88.2 dB	89 dB	89 dB
<b>Height</b>	4.9" / 125.4 mm	8.8" / 223.5 mm	7.9" / 199.6 mm	10.4" / 264.2 mm	12.9" / 327.7 mm	12.9" / 327.7 mm
<b>Diameter</b>	4.4" / 110.5 mm	7.7" / 195.6 mm	7.5" / 189.5 mm	10.1" / 256 mm	12.8" / 325.9 mm	12.8" / 325.9 mm
<b>Weight</b>	1.3 lbs. / 0.6 kg	4 lbs. / 1.8 kg	3.1 lbs. / 1.4 kg	4.4 lbs. / 2 kg	7.9 lbs. / 3.6 kg	9.9 lbs. / 4.5 kg
<b>Certifications</b>	UL 1480, CE, RoHS	UL 2239, CE	UL 1480, 2239, CE, RoHS, EN54-24	UL 1480, 2239, CE, RoHS, EN54-24	UL 1480, 2239, CE, RoHS	UL 1480, 2239, CE, RoHS, EN54-24

# HPi

## High-Powered Pendants

The HPi series was designed for applications requiring high power, combining good looks with great sound.

### Installation

SoundTube designed the HPi series to sonically match the high-power speakers in the SM and CMi lines for installations that require a combination of pendant and mounted speakers. If the facility needs in-ceiling speakers above the bar, surface-mounted models around the patio, and pendant speakers over the lounge, SoundTube will deliver the same high-quality foreground audio throughout no matter how many different speakers you use.

### Weather-Resistant

The HPi series has weatherized components that make it perfect for any indoor or outdoor application.

### ZeroReflection™ Enclosure

HPi speakers incorporate patented ZeroReflection enclosure technology for optimal sound reproduction and cabinet rigidity.

## Applications

Education	Hotels
Airports	Restaurants
Hospitals	Office buildings
Museums	Digital Signage

Designed to sonically match any SoundTube surface-mount or in-ceiling speaker.



HP590i



HP890i



HP129a



HP1290i

System Type	5.25" Coax, High-SPL	8" Coax, High-SPL	12" Coax, High-SPL	12" Coax, High-SPL
Frequency Response (±3 dB)	95 Hz - 22 kHz	93 Hz - 22 kHz	118 Hz - 16 kHz	77 Hz - 19 kHz
Impedance	8 Ω	8 Ω	8 Ω	8 Ω
Max SPL	106.5 dB	115 dB	119 dB	118 dB
Program Power	80 W	125 W	150 W	150 W
Coverage	90°	130°	80°	60°
Sensitivity	87.5 dB	94 dB	97 dB	96 dB
Height	11.7" / 298.2 mm	17.2" / 437.6 mm	17.8" / 452.1 mm	22.8" / 579.1 mm
Diameter	9.7" / 245.9 mm	14.8" / 376.4 mm	18" / 457.2 mm	20.8" / 528.3 mm
Weight	9.5 lbs. / 4.3 kg	26.9 lbs. / 12.2 kg	36.2 lbs. / 16.4 kg	35 lbs. / 15.9 kg
Certifications	UL 2239, CE, RoHS, WEEE	UL 1480 & 2239, CE, RoHS, WEEE	UL 1480 & 2239, CE, RoHS, WEEE	UL 1480 & 2239, CE, RoHS, WEEE







# CMi

## Installation Ease, High Performance Sound

Designed for the most demanding in-ceiling applications, SoundTube's CMi series was engineered for both paging and background or foreground music. Higher power through robust woofers produces a richer bass response while BroadBeam tweeters distribute high frequencies over a wider area. The result is powerful sound for both music and paging. Whether a restaurant needs louder music in the bar area or an office needs clearer PA announcements, the CMi series has an in-ceiling speaker to meet all needs.

### Crystal-Clear Intelligibility

Engineered for paging, safety and background music applications, the main directive for the CMi line is to combine high output with intelligibility for multiple installation options.

### Rapid-Installation Features

Rapid-installation features include metal SpeedWing™ constant-tension mounting, a tile bridge, and a paint mask—all packaged with each speaker. Optional accessories include a pre-construction bracket and junction box for division-of-labor applications.

### Versatile Installation Options

CMi speakers include installation options for single or double drywall applications, shallow plenum spaces; or standard installations in drop-tile ceilings.

## Applications

Retail	Restaurants
Education	Military Facilities
Schools	Convention Centers
Hospitals	Shopping Centers
Airports	Manufacturing Facilities
Casinos	Government Buildings
Hotels	Houses of Worship

### Adjustable Output Levels

All CMi speakers come equipped with a low insertion-loss transformer for use in 25, 70.7, and 100V systems. The front-mounted, easy-access tap switch makes selecting the desired tap setting faster. A transformer by-pass position is also included on all tap switches, making it easy to convert speakers for use in low impedance systems.

### Ceramic Input Terminal Strip

Ceramic input terminal accepts up to 10 gauge plenum rated signal wire and includes a thermal fuse that is suitable for use in voice alarm applications subject to EU regulations EN60849 and BS5839-8.



Crystal-clear intelligibility over a greater distance, with adjustable output levels.



CM400i



CM500i



CM600i

<b>System Type</b>	4" Coax	5.25" Coax	6.5" Coax
<b>Frequency Response <math>\pm 3</math> dB)</b>	90 Hz - 22 kHz	75 Hz - 22 kHz	69 Hz - 22 kHz
<b>Impedance</b>	4 $\Omega$	8 $\Omega$	8 $\Omega$
<b>Max SPL</b>	100 dB	105.5 dB	107.5 dB
<b>Program Power</b>	20 W	75 W	90 W
<b>Coverage Angle</b>	100°	95°	135°
<b>Sensitivity</b>	90 dB	86.5 dB	88 dB
<b>Backcan Height</b>	6.6" / 166.4 mm	7.75" / 196.9 mm	7.9" / 201.7 mm
<b>Visible Diameter</b>	8.1" / 207 mm	10.7" / 272 mm	14.8" / 374.9 mm
<b>Weight</b>	5.5 lbs. / 2.5 kg	7.5 lbs. / 3.4 kg	10.1 lbs. / 4.6 kg
<b>Certifications</b>	UL 1480 & 2043, CE, RoHS, WEEE	UL 1480 & 2043, CE, RoHS, WEEE	UL 1480 & 2043, CE, RoHS, WEEE



CM800i



CM890i



CM890d



CM1001d-T

<b>System Type</b>	8" Coax	8" Coax, High-SPL	8" Coax, High-SPL	10" Sub
<b>Frequency Response (<math>\pm 3</math> dB)</b>	97 Hz - 22 kHz	80 Hz - 22 kHz	77 Hz - 22 kHz	55 Hz - 118 Hz
<b>Impedance</b>	8 $\Omega$	8 $\Omega$	8 $\Omega$	4 $\Omega$
<b>Max SPL</b>	111 dB	114 dB	114 dB	111 dB
<b>Program Power</b>	125 W	125 W	125 W	150 W
<b>Coverage Angle</b>	140°	115°	165°	N/A
<b>Sensitivity</b>	90 dB	93 dB	93 dB	92 dB
<b>Backcan Height</b>	7.9" / 201.7 mm	7.9" / 201.7 mm	12.5" / 316.5 mm	12.5" / 316.5 mm
<b>Visible Diameter</b>	14.8" / 374.9 mm	14.75" / 374.9 mm	14.8" / 374.9 mm	14.75" / 374.9 mm
<b>Weight</b>	12.6 lbs. / 5.7 kg	14.3 lbs. / 6.5 kg	24 lbs. / 10.9 kg	27.1 lbs. / 12.3 kg
<b>Certifications</b>	UL 1480 & 2043, CE, RoHS, WEEE	UL 1480 & 2043, CE, RoHS, WEEE	UL 1480 & 2043, CE, RoHS, WEEE	UL 1480 & 2043, CE, RoHS, WEEE

# CM-BGM

## Background Music In-Ceiling

Engineered specifically for background music applications where additional low end response is needed, CM-BGM speakers offer integrators reduced amplification costs with high efficiency; a tuned port provides additional low-end response.

### Crystal-Clear Intelligibility

Designed for paging, safety and background music applications, the objective for the CM-BGM line is to combine high output and sleek design for multiple applications.

### Rapid-Installation Features

One of our installation options includes the metal SpeedWing™ constant-tension mounting, that fits a range of thickness for any material to be mounted into. Optional accessories include a pre-construction bracket and junction box for division-of-labor applications.

### Versatile Installation Options

CM-BGM speakers includes installation options for single or double drywall applications, shallow plenum spaces or standard installations in drop-tile ceilings.

### Adjustable Output Levels

All CM-BGM speakers come equipped with a low insertion-loss transformer for use in 25, 70.7, and 100V systems. The front-mounted, easy-access tap switch makes selecting the desired tap setting a breeze. A transformer by-pass position is also included on all tap switches, making it easy to convert speakers for use in low impedance systems.

### Ceramic Input Terminal Strip

Ceramic input terminal accepts up to 10 gauge plenum rated signal wire and includes thermal fuse. Suitable for use in voice alarm applications subject to EU regulations EN60849 and BS5839-8.

## Applications

Retail	Offices
Restaurants	Hotels
Casinos	Office buildings
Shopping Centers	Digital Signage



CM52-BGM-II



CM52s-BGM-II



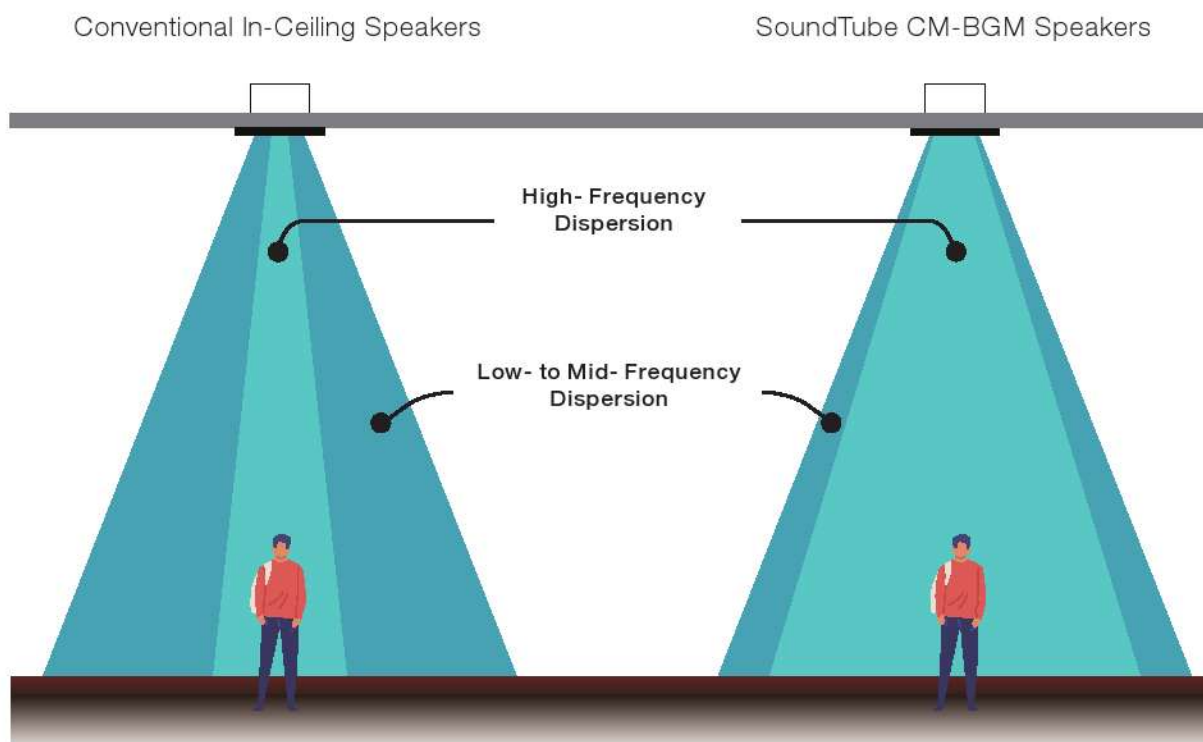
CM62-BGM-II



CM82-BGM-II

	CM52-BGM-II	CM52s-BGM-II	CM62-BGM-II	CM82-BGM-II
<b>System Type</b>	5.25" Coax	5.25" Coax	6.5" Coax	8" Coax
<b>Frequency Response (±3 dB)</b>	67 Hz - 20 kHz	90 Hz - 20 kHz	54 Hz - 20 kHz	56 Hz - 20 kHz
<b>Impedance</b>	16 Ω	16 Ω	16 Ω	16 Ω
<b>Max SPL</b>	99.5 dB	98 dB	101.5 dB	102.5 dB
<b>Program Power</b>	40 W	20 W	50 W	64 W
<b>Coverage</b>	180°	180°	115°	110°
<b>Sensitivity</b>	80.4 dB	79.1 dB	81.4 dB	81.4 dB
<b>Height</b>	5.75" / 146.1 mm	3.75" / 95.3 mm	5.8" / 146.1 mm	8" / 203.2 mm
<b>Visible Diameter</b>	11.75" / 298.5 mm	11.75" / 298.5 mm	11.8" / 298.5 mm	11.8" / 298.5 mm
<b>Weight</b>	8 lbs. / 3.6 kg	8 lbs. / 3.6 kg	7.9 lbs. / 3.6 kg	9 lbs. / 4.1 kg
<b>Certifications</b>	UL 60065, CB	UL 60065, CB	UL 60065, CB, EN54-24	UL 60065, CB





# CM-EZ

## Clear Speech Intelligibility and Unbeatable Value

Engineered for better voice intelligibility and greater efficiency, the CM-EZ line is an ideal, economical option for hospitals, schools, museums, offices, airports, and anywhere else vocal announcements are a top priority. Shallow backcans allow many of SoundTube's CM-EZ speakers to fit into cramped plenum spaces where most speakers wouldn't fit. The CM-EZ line can produce high volume with low power, reducing operating costs and your carbon footprint.

### Crystal-Clear Intelligibility

Engineered for paging, safety and background music applications, the engineering directive for the CM-EZ line is to mate true intelligibility with high output and multiple installation options.

### Rapid-Installation Features

Rapid-installation features include metal SpeedWing™ constant-tension mounting, tile bridge, and paint mask—all packaged with each speaker. Optional accessories include a pre-construction bracket and junction box for division-of-labor applications.

### Versatile Installation Options

CM-EZ speakers include installation options for single or double drywall applications, shallow plenum spaces or standard installations in drop-tile ceilings.

### Adjustable Output Levels

All CM-EZ speakers come equipped with a low insertion-loss transformer for use in 25, 70.7, and 100V systems. The front-mounted, easy-access tap switch makes selecting the desired tap setting a breeze. A transformer by-pass position is also included on all tap switches, making it easy to convert speakers for use in low impedance systems.

### Ceramic Input Terminal Strip

Ceramic input terminal accepts up to 10 gauge plenum rated signal wire and includes thermal fuse. Suitable for use in voice alarm applications subject to EU regulations EN60849 and BS5839-8.

## Applications

Hotels

Retail

Education

Schools

Airports

Hospitals

Museums

Restaurants

Office buildings

Digital Signage

Military Facilities

Houses of Worship

Government Buildings

Manufacturing Facilities





### Shortest Back Cans in the Industry

Over time, ceiling space has begun to shrink. With this being the case, traditional in-ceiling speakers just don't fit in certain spaces anymore. To address this problem, SoundTube engineers developed a short can in-ceiling speaker. To this day, SoundTube

is the only speaker manufacturer that offers a 4", 6.5" and 8" in-ceiling speaker with a short backcan. With a backcan depth of only 3.75" / 95.3 mm (3.5" / 89.0 mm installed depth), there are no limitations when it comes to ceiling space.



CM31-EZ



CM42-EZs-II



CM62-EZ-II

System Type	3" Full-Range	4" Coax	6.5" Coax
Frequency Response ( $\pm 3$ dB)	190 Hz - 14 kHz	160 Hz - 20 kHz	125 Hz - 20 kHz
Impedance	8 $\Omega$	16 $\Omega$	16 $\Omega$
Max SPL	98 dB	100.5 dB	107.0 dB
Program Power	20 W	20 W	50 W
Coverage Angle	175°	170°	135°
Sensitivity	85 dB	84.5 dB	90 dB
Backcan Height	3.5" / 88.9 mm	3.75" / 95.3 mm	5.75" / 146.1 mm
Visible Diameter	6.3" / 160 mm	7.5" / 190.5 mm	11.75" / 298.5 mm
Weight	3.1 lbs. / 1.4 kg	4 lbs. / 1.8 kg	8 lbs. / 3.6 kg
Certifications	UL 1480 & 2043, IP54, CE, RoHS, WEEE	UL 1480 & 2043, CE, RoHS, WEEE, EN54-24	UL 1480 & 2043, CE, RoHS, WEEE, EN54-24



CM62-EZs-II



CM82-EZ-II



CM82-EZs-II

System Type	6.5" Coax	8" Coax	8" Coax
Frequency Response ( $\pm 3$ dB)	135 Hz - 22 kHz	92 Hz - 18 kHz	109 Hz - 18 kHz
Impedance	16 $\Omega$	16 $\Omega$	16 $\Omega$
Max SPL	107.5 dB	107 dB	106 dB
Program Power	50 W	64 W	64 W
Coverage Angle	140°	105°	105°
Sensitivity	87.5 dB	86 dB	88 dB
Backcan Height	3.75" / 95.3 mm	5.75" / 146.1 mm	3.75" / 95.3 mm
Visible Diameter	11.75" / 298.5 mm	11.75" / 298.5 mm	11.75" / 298.5 mm
Weight	7 lbs. / 3.2 kg	9 lbs. / 4.1 kg	7 lbs. / 3.2 kg
Certifications	UL 1480 & 2043, CE, RoHS, WEEE, EN54-24	UL 1480 & 2043, CE, RoHS, WEEE	UL 1480 & 2043, CE, RoHS, WEEE





# SMi

## Surface-Mount Speakers

If you need big sound from your outdoor light pole or soft music in your café, SoundTube's SM series delivers crystal-clear audio from an inconspicuous surface-mounted location. Whether attached to a ceiling, wall or pole, SM speakers will deliver high-fidelity music and clearly intelligible announcements. Featuring simple, secure mounting mechanisms, the SM series is designed for easy, versatile installation.

### Crystal-Clear Intelligibility

The SM line is perfect for clear and precise music, paging, and announcements. Combining a simple mounting feature with a sleek look, this speaker can withstand any indoor or outdoor application.

## Applications

Hotels	Museums
Retail	Restaurants
Schools	Office buildings
Airports	Digital Signage
Hospitals	Event Centers



SM400i



SM500i-II-WX



SM590i-II-WX



SM890i-WX

System Type	4" Coax	5.25" Coax	5.25" Coax, High-SPL	8" Offset, High-SPL
Frequency Response ( $\pm 3$ dB)	97 Hz - 22 kHz	86 Hz - 22 kHz	100 Hz - 22 kHz	105 Hz - 22 kHz
Impedance	4 $\Omega$	4 $\Omega$	8 $\Omega$	8 $\Omega$
Max SPL	95.5 dB	102 dB	106.0 dB	114.0 dB
Program Power	20 W	75 W	80 W	150 W
Average Coverage	125° Horizontal 125° Vertical	100° Horizontal 100° Vertical	80° Horizontal 85° Vertical	71° Horizontal 98° Vertical
Sensitivity	82.5 dB	83 dB	87.0 dB	92.0 dB
Height	6.97" / 177 mm	11.40" / 289.6 mm	11.40" / 289.6 mm	18.78" / 477.0 mm
Width	9.68" / 245.9 mm	8.36" / 212.3 mm	8.36" / 212.3 mm	11.65" / 295.9 mm
Weight	5.3 lbs. / 2.4 kg	9.5 lbs. / 4.3 kg	9.5 lbs. / 4.3 kg	21.0 lbs. / 9.5 kg
Certifications	UL 1480, CE, RoHS, WEEE	CE, RoHS, WEEE, IP44 (UL Testing Planned)	CE, RoHS, WEEE (UL Testing Planned)	UL 1480, CE, RoHS, WEEE, IP44

# SM-EZ

## Economical Surface-Mounts

SoundTube also offers the SM-EZ line for an economical solution for customers who want SoundTube quality on a tight budget, and "Weather Extreme" protection on all models. SM-WX products are manufactured with weatherproof drivers, a sealed enclosure, stainless steel fasteners, and a stainless steel mount and grille. A dual-layer hydrophobic material is also placed inside the speaker grille to keep water away from drivers and internal electronics. WX Weather Guard has an IP44 rating.

### Crystal-Clear Intelligibility

Engineered for paging, safety and background music applications, the engineering directive for the SM-EZ line is to mate true intelligibility with high output and multiple installation options.

## Applications

Schools	Restaurants
Airports	Office buildings
Hospitals	Digital Signage
Hotels	Outdoor Retail
Stadiums	Government Buildings



SM31-EZ



SM52-EZ-WX



SM82-EZ-II-WX

System Type	3" Full-Range	5.25" Coax	8" Coax
Frequency Response (±3 dB)	170 Hz - 14 kHz	80 Hz - 20 kHz	70 Hz - 20 kHz
Impedance	8 Ω	8 Ω	8 Ω
Max SPL	98 dB	100 dB	105 dB
Program Power	20 W	50 W	75 W
Coverage Angle	80°	90° Horizontal 120° Vertical	70° Horizontal 90° Vertical
Sensitivity	85 dB	83 dB	86 dB
Height	4.35" / 110.5 mm	11.9" / 301.8 mm	18" / 457.2 mm
Width	4.35" / 110.5 mm	7.5" / 190.5 mm	11.5" / 292.1 mm
Weight	1.4 lbs. / 0.6 kg	9.5 lbs. / 4.3 kg	15.4 lbs. / 7 kg
Certifications	UL 1480, CE, RoHS, WEEE	UL 1480 (UEAY) & EN54-24 planned	UL 1480 (UEAY) & EN54-24 planned



# IW

## High-Quality Audio in a Compact In-Wall Design

Offering high-quality audio in an unobtrusive in-wall design, SoundTube's paintable IW speakers are an ideal audio solution in conference rooms, offices, medical facilities, schools, hotels, houses of worship, retail stores and restaurants. The included paint mask makes custom painting easy.

### Weather-Resistant

The IW31-EZ has weatherized components that make it perfect for any indoor or outdoor application.

### Rapid and Secure Installation

Rapid-installation feature includes a blind-mount fixed-wing mounting mechanism with constant tension design affixing to wall thicknesses ranging from .1" to 1.5".



## Applications

Retail	Museums
Restaurants	Event Centers
Conference Rooms	Correctional Facilities
Education Facilities	Houses of Worship
Transportation Hubs	Government Buildings



IW500b

<b>System Type</b>	5.25-inch coaxial, in-wall, sealed
<b>Frequency Response (±3 dB)</b>	69 Hz - 22 kHz
<b>Impedance</b>	8 Ω
<b>Max SPL</b>	106.5 dB
<b>Program Power</b>	150 W
<b>Coverage Angle (-6 dB @ 2 kHz)</b>	90° horizontal / 95° vertical
<b>Coverage Angle (-6 dB @ 10 kHz)</b>	100° horizontal / 100° vertical
<b>Sensitivity dB @ 2.83 V/1 m</b>	85.5 dB
<b>Sensitivity dB @ 1 W/1 m</b>	87.5 dB
<b>Height</b>	300.7 mm (11.84 in.)
<b>Depth</b>	99.1 mm (3.90 in.)
<b>Width</b>	219.5 mm (8.64 in.)
<b>Weight</b>	4.0 kg (8.9 lb)
<b>Grille</b>	Iridite-plated steel with powder-coat finish
<b>Certifications</b>	UL 1480A, IP54, CE, RoHS



IW31-EZ

<b>System Type</b>	3" Full-Range
<b>Frequency Response (±3 dB)</b>	190 Hz - 14 kHz
<b>Impedance</b>	8 Ω
<b>Max SPL</b>	98.5 dB
<b>Program Power</b>	20 W
<b>Coverage</b>	180°
<b>Sensitivity</b>	85.5 dB
<b>Height</b>	5" / 127 mm
<b>Depth</b>	3.5" / 88.9 mm
<b>Width</b>	5" / 127 mm
<b>Weight</b>	3 lbs. / 1.4 kg
<b>Optional Grilles</b>	Theft resistant stainless steel grille (AC-IW31-TRG)
<b>Certifications</b>	UL 1480 & 2043, IP54, CE, RoHS, WEEE

# TS

## Seamless Blending into Ceiling Tile-Grid System

The SoundTube TS81-EZ is an 8" coax drop in tile speaker designed for distributed audio systems. The TS81 delivers high-efficiency and great performance across a wide operating bandwidth.

### 2x2 Ceiling Tile

Designed for quick versatile installations this speaker will fit into any standard 2x2 ceiling tile T-Bar systems, allowing for simple and cost-effective installation. ceiling tile grids and can be wired to 25v, 70.7V and 100V amplifiers

## Applications

Offices	Schools
Retail	Theme Parks
Gyms	Transportation
Hospitals	Grocery Stores
Airports	Corporate Buildings




TS81-EZ

<b>System Type</b>	8" Coaxial Drop-In Tile Speaker
<b>Frequency Response (<math>\pm 3</math> dB)</b>	130 Hz - 20 kHz
<b>Woofer</b>	8" Dual Cone
<b>Max SPL</b>	102 dB
<b>Max Program Power</b>	30 W
<b>Low-Frequency Voice Coil</b>	.79" / 20 mm
<b>Sensitivity</b>	92 dB
<b>Height</b>	23.75" / 603.3 mm
<b>Depth</b>	23.75" / 603.3 mm
<b>Width</b>	3.5" / 88.9 mm
<b>Weight</b>	11 lbs. / 5 kg
<b>Optional Grilles</b>	Theft resistant stainless steel grille
<b>Certifications</b>	UL 1480 & 2043, CE, RoHS







## Indoor and Outdoor Line Array Column Speakers

SoundTube's column line arrays are anything but typical. The 2-way and 3-way designs bring broad controlled coverage with superior clarity to a wide array of venues, including outdoor applications.

### LA880i

Designed for indoor use, the LA880i is an advanced LAPS (Line Array-Point Source) 3-way design that provides a very short near-field extent and robust far-field performance. This makes the LA880i a good choice for venues ranging from **houses of worship to transportation platforms and more.**




LA880i-II



LA880i-II with LA808i-II

System Type	3-Way Full Range Line Array	Extended Low Frequency Directivity
Frequency Response (±3 dB)	71 Hz - 22 kHz	83 Hz - 22 kHz
Impedance	4 Ω	4 Ω
Max SPL	113 dB	117 dB
Program Power	300 W	300 W
Coverage Angle	104° Horizontal 30° Vertical	113° Horizontal 62° Vertical
Sensitivity	91 dB	90 dB
Height	40.9" / 1038.1 mm	81.7" / 2076.2 mm
Width	7.9" / 200.9 mm	7.9" / 200.9 mm
Depth	12" / 304.5 mm	12" / 304.5 mm
Weight	40.1lbs. / 18.2 kg	74.7 lbs / 33.9 kg
Certifications	CE, RoHS, WEEE	CE, RoHS, WEEE



## Focus Point: Targeted Audio in a Unique Package

Ideal for museum displays, themed entertainment, digital signage, and store kiosks, Secret Sound® (SS) and Focus-Point (FP) dome speakers supply intelligible, private sound for one or two listeners. Sound does not bleed over to adjacent areas, allowing placement of multiple speakers in close proximity to one another.

Secret Sound and FP dome speakers use a parabolic reflector with specialized speaker elements that project the sound onto the dome; the sound is then reflected directly below to a targeted area. FP models can provide stereo sound. SS models are mono and aimable; FP units use an overhead or optional wall mount. Other options are available including LED light (FP models only), and motion sensor activation.

## Applications

Digital signage	Waiting areas
Retail kiosks	Amusement parks
Museum displays	Trade show displays
Themed entertainment	Government buildings



FP6020-II



FP6030-II



SS30

<b>System Type</b>	2 x 25 mm High-Directivity	2 x 25 mm High-Directivity	2" / 51 mm High-Directivity
<b>Frequency Response (±3 dB)</b>	170 Hz - 22 kHz	160 Hz - 22 kHz	200 Hz - 22kHz
<b>Impedance</b>	8 Ω	8 Ω	4 Ω
<b>Max SPL</b>	87 dB	87 dB	86 dB
<b>Program Power</b>	15 W	15 W	15 W
<b>Coverage</b>	65°	65°	45°
<b>Sensitivity</b>	75 dB	75 dB	77.0 dB
<b>Height</b>	8.75" / 222.3 mm	13.1" / 332.7 mm	12" / 305 mm
<b>Dome Diameter</b>	20.25" / 514.4 mm	30.75" / 781.1 mm	30" / 762 mm
<b>Weight</b>	5.5 lbs. / 2.5 kg	5.5 lbs. / 2.5 kg	9.9 lbs. / 4.5 kg
<b>Certifications</b>	CE, RoHS, WEEE	CE, RoHS, WEEE	CE, RoHS, WEEE



# WLL

## Uncompressed Audio

The WLL-TR1p-II enables the placement of speakers in locations where running wires may be difficult or impossible. The system utilizes uncompressed digital streaming audio and provides two 50W outputs at each receiver. Multiple receivers may be used with a single transmitter. Transmitter inputs include balanced, stereo mini and USB.

## Applications

Classrooms

Auditoriums

Gas Stations

Sports Stadiums

Outdoor Applications

Houses of Worship



WLL-TX1-II



WLL-RX1p-II

<b>System Type</b>	Uncompressed wireless transmitter	Uncompressed wireless receiver
<b>Inputs</b>	USB, stereo mini or .25" balanced input connections	Stereo mini (mutes wireless signal when connected)
<b>Outputs</b>	N/A	Euroblock or .25" connections speaker level
<b>Height</b>	1.75" / 44.45 mm	1.75" / 44.45 mm
<b>Depth</b>	6.5" / 165.1 mm	6.5" / 165.1 mm
<b>Width</b>	6.18" / 157.16 mm	6.18" / 157.16 mm
<b>Certifications</b>	CE, RoHS, WEEE (UL Testing Planned)	CE, RoHS, WEEE (UL Testing Planned)

# Amplifiers

## SA Amplifiers: Ultra Compact

SoundTube's small amplifiers are ideal for applications where local amplification is more cost-effective than long runs of expensive copper. Perfect for any application requiring a small amplifier to boost a limited-source output (e.g. computers, A/V projectors, mp3 players, etc.).

Common applications for the SA amplifier include education, P.O.P. displays, digital signage, museum displays, trade show booths, and PA systems. In addition to line level inputs, SA amplifiers can accept an amplified signal from an LCD monitor or projector. The MA3501t brings 350 watts of mono amplification to 70V installations, while the small MA501t provides 50 watts.

SA amplifiers can be integrated with a projector, video monitor, or other external device that "triggers" the amplifier to turn on and off. The 12-volt trigger makes operation simple, as audio will automatically be engaged. SA amplifiers also feature a selectable high-pass filter for use with small speakers. By cutting the very low frequencies, distortion is minimized while SPL and intelligibility are increased.

## SB335: Ideal for Soundbars

The 3-channel SB335 provides the outputs needed for digital signage or video system soundbars, complete with Bluetooth® compatibility and Dolby Digital® decoding.

## Powerful Mono Amplification

Anything but small, the MA3501t is a class G, high-current mono amplifier offering 350 watts for distributed sound applications. This amplifier incorporates large toroidal power and audio output transformers for high power handling.

## Features

- 20 or 50 watt stereo output (powered amps)
- 50 or 350 watt mono output (70V amps). Easily integrated with digital signage and themed displays
- Aluminum housing and integrated heat sink
- Flexible power inputs, audio inputs, and mounting
- Balanced and unbalanced audio I/O available, with some models offering high level (amplified) inputs

## Applications

Retail kiosks	Museums
Digital signage	Classrooms
70V installations	Videoconferencing



SA202-II



SA502



SB335



MA501t

<b>Power Per Channel @ &lt; 10% THD</b>	20 W (4 $\Omega$ stereo) 10 W (8 $\Omega$ stereo)	55 W (8 $\Omega$ stereo) 70 W (4 $\Omega$ stereo)	35 W 8 $\Omega$ (3 channels) 50 W 8 $\Omega$ (2 channels)	N/A
<b>Power per channel @ &lt; 1% THD</b>	15 W (4 $\Omega$ stereo) 8 W (8 $\Omega$ stereo)	50 W (8 $\Omega$ stereo) 65 W (4 $\Omega$ stereo)	40 W 8 $\Omega$ (3 channels) 55 W 8 $\Omega$ (2 channels)	50 W 25V/70V/100V
<b>Bridged mono power @ &lt; 1% THD</b>	N/A	90 W (4 $\Omega$ )	N/A	N/A
<b>Signal to Noise Ratio</b>	92 dB (100 Hz, 12 dB/oct, 4 $\Omega$ , A-Weighted)	>83 dB (50 W)	>84 dB Unweighted	>84 dB Unweighted
<b>Input Impedance</b>	6k $\Omega$	47k $\Omega$ (line level) 600 $\Omega$ balanced	10k unbalanced	20k $\Omega$ unbalanced 15k $\Omega$ balanced
<b>Max. Gain</b>	35 dB	34 dB (8 $\Omega$ )	34 dB	N/A
<b>Height</b>	1.23" / 31.2 mm	1.2" / 30.5 mm	1.25" / 32 mm	1.25" / 32 mm
<b>Width</b>	3.98" / 101.1 mm	3.9" / 99.1 mm	3.9" / 100 mm	3.9" / 100 mm
<b>Weight (amp only)</b>	0.55 lbs. / 0.25 kg	0.56 lbs. / 0.26 kg	0.93 lbs. / 0.42 kg	1.6 lbs. / 0.73 kg
<b>Certifications</b>	CE, ROHS	UL 60065, CE, ROHS	UL 60065, CE, ROHS	UL 60065, CE, ROHS



# UL Product Status

## The Widest Selection of UL-Listed Speakers

For over a century, Underwriters Laboratories has developed safety standards and tested products to ensure they are safe for use. Several states and local jurisdictions now require that commercial speakers be UL-listed.

SoundTube guarantees that all products bearing the UL logo are UL-listed, not just that they meet UL requirements. This is an important distinction, because where a UL listing is mandatory, simply meeting the requirements will not pass inspection. SoundTube goes to great lengths to obtain listings so that with the majority of SoundTube models, customers can rest assured that the products have been independently evaluated and certified to Underwriters Laboratories standards.

SoundTube products also meet the approval standards of RoHS, WEEE, CE and CB; several models have earned an EN54-24 rating; others have IP (Ingress Protection) ratings for water- and dust-resistance.

UL 1480 tests a speaker's ability to withstand harsh environmental conditions and confirms that it will not catch fire or otherwise cause harm in the event of improper installation.

UL 1480 UUMW is required to meet the new NFPA-72-2010 code.

UL 2043 applies to speakers meant for installation in plenum (or air-handling) spaces, such as above suspended ceilings or beneath floors. UL 2043 tests the rate of heat release and smoke release of burning product samples to ensure they meet safety requirements.

UL 2239 ensures the safety of hardware associated with hanging devices, such as cables, straps, staples, etc.

UL60065 warrants the safety of electronic amplification devices.

EN54 is a mandatory standard in the European Union market for fire detection and alarm systems. It specifies requirements and laboratory tests for every component in these systems, and allows the free movement of construction products between EU countries.

CB certification is the European standard for safety. It is similar to the American UL certification standard. CB certification is widely accepted and enforced throughout Europe.

### SMi Series

	CCC	CE	RoHS	UL1480	IP44
SM400i	•	•	•	•	
SM500i-II	•	•	•		
SM500i-II-WX	•	•	•		•
SM590i-II	•	•	•		•
SM590i-II-WX	•	•	•		•
SM890i	•	•	•	•	•
SM890i-WX	•	•	•	•	•

### RSi Series

	CCC	CE	RoHS	UL1480A	IP44	MIL Spec
RS400i		•		•		
RS500i	•	•	•	•	•	•
RS600i		•	•	•		•
RS800i		•	•	•		•
RS1001i-II-T		•	•	•		

### RS-EZ Series

	CCC	CE	EN54	RoHS	UL1480A
RS4-EZ	•	•			
RS42-EZ	•	•	•		•
RS62-EZ	•	•	•	•	•
RS82-EZ	•	•			
RS31-EZ	•	•		•	•
RS31-EZ-T	•	•		•	•

### HP Series

	CCC	CE	RoHS	UL1480A	UL2239
HP129a	•	•	•	•	
HP129i	•	•	•	•	
HP590i	•	•			•
HP890i	•	•	•	•	•
HP1290i	•	•	•	•	•
HP82-EZ	•	•	•	•	

### SM-EZ Series

	CCC	CE	RoHS	UL1480	IP65
SM31-EZ	•	•	•	•	
SM31-EZ-T	•	•	•	•	
SM52-EZ	•	•			•
SM52-EZ-WX	•	•			•
SM82-EZ-II	•	•			•
SM82-EZ-II-WX	•				•
SM82-EZ	•	•			•

## CMi Series

	CCC	CE	RoHS	UL1480A	UL1480	IP44	UL2043
CM500i	•	•	•			•	
CM800d	•		•	•			•
CM890i	•	•	•		•	•	
CM890d	•	•	•		•	•	

## CM-BGM Series

	CE	RoHS	UL1480	UL2043
CM52-BGM	•	•	•	•

## In-Wall Series

	CCC	CE	RoHS	UL1480A	UL1480	UL2043
IW210		•	•			
IW31-EZ	•	•	•	•		•
IW500b		•				
TS81-EZ		•	•		•	•

## XT Series

	CCC	RoHS	UL1480A	IP55
XT550			•	•
XT850			•	•

## Amp Series

	CCC	CE	WEEE	RoHS	FCC	UL60065	ETL-C/US
MA3501t		•		•		•	
MA501t	•	•		•		•	
OS-440		•		•			
SA202-II		•		•			
SA202-RDT		•		•			
SA502		•		•			
SB335	•	•		•	•	•	•
SD250		•		•			
WLL-RX1p-II		•	•	•			
WLL-TR-1p-II	•	•		•	•		

## LA Series

	CCC	CE	RoHS
LA808i		•	•
LA880i	•	•	•

## RF Series

	CCC	CE	IP65
RF52-EZ	•	•	•

## Dante Series

	CCC	CE	RoHS	UL1480A	IP55	IP65	FCC	UL2043	UL60065
IPD-CM52-BGM	•	•	•					•	•
IPD-CM52s-BGM	•	•	•					•	•
IPD-CM62-BGM	•	•	•					•	•
IPD-CM82-BGM	•	•	•					•	•
IPD-SM500i-II	•	•	•	•					
IPD-SM52-EZ									
IPD-SM82-EZ-II		•	•			•			•
IPD-XT850				•	•				
STNet Switch							•		
IPD-Hub 2		•							•

## FP Series

	CCC
SS30	•







# MSE AUDIO®

## Our Brands

Parent company of six major manufacturing brands, MSE Audio utilizes the latest audio technology to produce the best sounding, and best performing speakers. With multiple design and manufacturing centers across the residential and commercial spheres, MSE Audio products rely on synergistic, cross-platform engineering to deliver exceptional durability, industry-leading quality control, and refined aesthetics.



### Audio Perfection Realized™

Induction Dynamics® speakers are engineered to achieve precise sound in any home theater and are hand-tuned to exact specifications. This meticulous attention to detail and craftsmanship results in design qualities and system-wide performance unlike any other. Handcrafted in the USA.



### Speakers for your Life™

Phase Technology®, based in Jacksonville, Florida is one of the oldest and most prestigious speaker manufacturers in the United States. Holding numerous patents for speaker design (including the soft dome tweeter), Phase Technology offers a range of speakers for the home integrator. Handcrafted in the USA.



### Sound without Speakers™

SolidDrive® is the solution for invisible sound, providing a hidden sound source for in-wall, surface mount and glass applications. Unique technology transforms surfaces into sound-producing planes that blanket whole rooms with music. SolidDrive products are made in the USA.



### Ultra-fidelity Outdoor Speakers™

Rockustics® offers an extensive line of high-fidelity, all-weather outdoor speakers for both home and commercial applications. Each model is designed to enhance the environment by providing the highest quality sound with unparalleled lifelike aesthetics. Handcrafted in the USA.



### The Best Sound Around™

Designed for on-ceiling and in-ceiling uses, Soundsphere® speakers produce a diffuse sound field with a wide coverage pattern ideal for PA announcements and music. Soundsphere products are made in the USA.



### The Original Pendant Speaker™

Designed for broad, intelligible coverage with superior musicality, SoundTube® speakers elevate the audio experience. From "the Original Pendant Speaker" to models for in-ceiling, surface-mount, IP-addressable, outdoor, focused-point, and more, SoundTube offers speaker solutions for nearly every application.



