

MEZZO Series

2/4 Channel Compact Install Amplifier



- TOURING
- INSTALLATION



Armonia-Plus
System Manager

Mezzo offers the same sound clarity, reliability, and overall build quality of any Powersoft install dedicated amplifier platform in a ½ rack unit form factor. It comes in 2 power supply sizes, 2 or 4 channels, and state of the art DSP.

All models offer multiple analog input options, and the 2 channel versions feature line level outputs.

AD versions of Mezzo add audio networking capabilities with Dante™/AES67 and an internal Gigabit Ethernet switch and a second port so that multiple products can share the same network cable.

The smaller versions of Mezzo are sealed designs, therefore approved for hidden placement, such as mounted above the ceiling or tucked in a wall box.

The included mounting accessories allow multiple options: 1 or 2 Mezzo in a 19" Rack, 1 Mezzo in an 11" rack, wall mount brackets allow it to be mounted on any flat surface, also under a table or in the ceiling.

Rubber feet allow Mezzo to be placed on a shelf.

The unique Auto Setup function allows Mezzo to optimize the gain, limiters and high pass filter for the connected loudspeakers with a simple push

of a button.

The amp stage delivers Powersoft's renowned sound quality and the channels' headroom allow power sharing so that a channel can deliver up to the full capacity of the power supply in the case of the 320W models, or slightly less in the case of the 600W models.

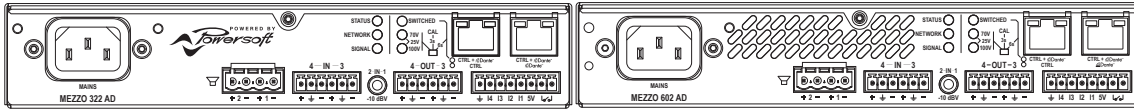
- ▶ Multiple mounting options
- ▶ Auto-Setup
- ▶ Power sharing
- ▶ Full remote control via 3rd party controls



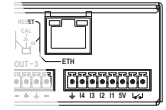
MEZZO Series

2/4 Channel Compact Install Amplifier

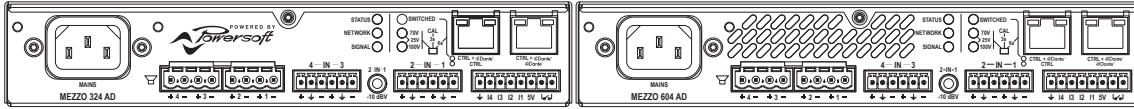
2 Channel - Mezzo 322 AD, Mezzo 602 AD



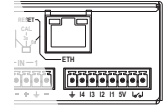
A Versions



4 Channel - Mezzo 324 AD, Mezzo 604 AD



A Versions



Specifications

Channel Handling	
	322 A/AD 602 A/AD
	324 A/AD 604 A/AD
Number of output channels	2 (Euro 5 mm)
Line level outputs	2 (Euro 3.5 mm)
Dante/AES67 output channels	4 (AD versions only)
Balanced inputs channels	2 (Euro 3.5 mm)
Unbalanced inputs channels	2 (stereo mini-jack)
Dante/AES67 input channels	4 - max 2 flows (AD versions only)
Audio	
Gain	17 dB - 47 dB (0.1 dB increments)
S/N (20 Hz - 20 kHz @ 8 Ω) analog input	322 A/AD 602 A/AD 324 A/AD 604 A/AD
Dante™/AES67 input →2dB better	>103 dB >105 dB >100 dB >102 dB dB(A)
Input sensitivity	4 dBu (balanced) -10 dBV (unbalanced)
Max input level	18 dBu / 6.16 V _{RMS}
Frequency Response @ 8 Ω	20Hz – 20kHz +/-0.5 dB
Crosstalk (1 kHz)	-60dB
Input impedance	10KΩ to GND / 20kΩ balanced
CMRR (Typ.)	60 dB
DSP	
AD converters	24 Bit @ 48 kHz 125 dB-A Dynamic Range - 0.00x % THD+N
DA converters	24 Bit @ 48 kHz 115 dB-A Dynamic Range - 0.00x % THD+N
Internal precision	32 bit floating point
Wake up time (from sleep)	2 s
Latency	2.5 ms fixed latency architecture
Delay	80 ms (per output) for time alignment
Equalizer	Parametric IIR: peaking, hi/lo-shelving, all-pass, band-pass, band-stop
Crossover	Butterworth, Linkwitz-Riley, Bessel: 6 dB/oct to 24 dB/oct (IIR).
High pass filter	A 12 dB Butterworth high pass is automatically set based on the impedance response in the auto setup
Limiters	RMS voltage, Peak limiter
Load monitoring	Triggered impedance sweep, pilot tone measurement, and LivImpedance™ measurement
Construction	
Dimensions	210 x 275 x 40 mm
Weight	2.6 kg

Output Stage	322 A/AD	602 A/AD	324 A/AD	604 A/AD	
Commercial total rated power	320 W	600 W	320 W	600 W	
Maximum output power	per channel @ 100 V (symmetrical)*	160 W	250 W	80 W	125 W
	per channel @ 70 V (symmetrical)*	160 W	300 W	80 W	150 W
	per channel @ 25 V (symmetrical)*	160 W	250 W	80 W	150 W
	per channel @ 16 Ω (symmetrical)*	160 W	300 W	80 W	150 W
	per channel @ 8 Ω (symmetrical)*	160 W	300 W	80 W	150 W
	per channel @ 4 Ω (symmetrical)*	160 W	300 W	80 W	150 W
	per channel @ 2 Ω (symmetrical)*	160 W	200 W	80 W	150 W
	Maximum power sharing capacity per channel				
	per channel @ 100 V (asymmetrical)**	320 W	500 W	320 W	500 W
	per channel @ 70 V (asymmetrical)**	320 W	600 W	320 W	600 W
per channel @ 8 Ω (asymmetrical)**	320 W	600 W	320 W	600 W	
per channel @ 4 Ω (asymmetrical)**	320 W	400 W	320 W	400 W	
Maximum unclipped output voltage	142 V _{peak}				
Maximum output current	15.6 A _{peak} (overcurrent protection @ 18.7 A _{peak})				

*Available by driving and loading all the channels symmetrically.
 **Maximum assignable per channel and the result of the auto setup

Power	322A/602A	324A/604A	322AD/602AD	324AD/604AD
Sleep Power	2 W	2 W	5 W	5 W
Idle Power	14 W	18 W	17 W	21 W
Power supply	Universal regulated switch mode with PFC, SRM			
Nominal voltage (±10%)	100-240 VAC @ 50-60Hz			
Operating Voltage	90-264 VAC @ 50/60 Hz			
AC Mains connector	IEC 10A			

Cooling & fan noise		
	322-324 A/AD	602-604 A/AD
	Sealed design - Internally cooled	Forced cooled - Front to back
Average output power capacity with fans not moving	4 W	4 W
Whisper mode	8 W (26 dBA)	8 W (26 dBA)
Max power	30 dBA	41 dBA

Networking		
	Mezzo A versions	Mezzo AD versions
Network	1 x RJ45 Fast Ethernet	2 x RJ45 Fast Ethernet
Network modes	Control/monitoring only	Switched: Both ports connected with an integrated switch. Supports forwarding of gigabit traffic. Split: One port for control/monitoring, 1 port for audio

Data subject to change without notice

