

TalkPerfect DX Speech Enhancement System

The TalkPerfect DX Speech Enhancement system is designed to improve communication at fixed screen counters. Based on proven, reliable and patented technology, the full duplex system amplifies speech for both customer and staff whilst minimising background noise and actively reducing acoustic feedback.

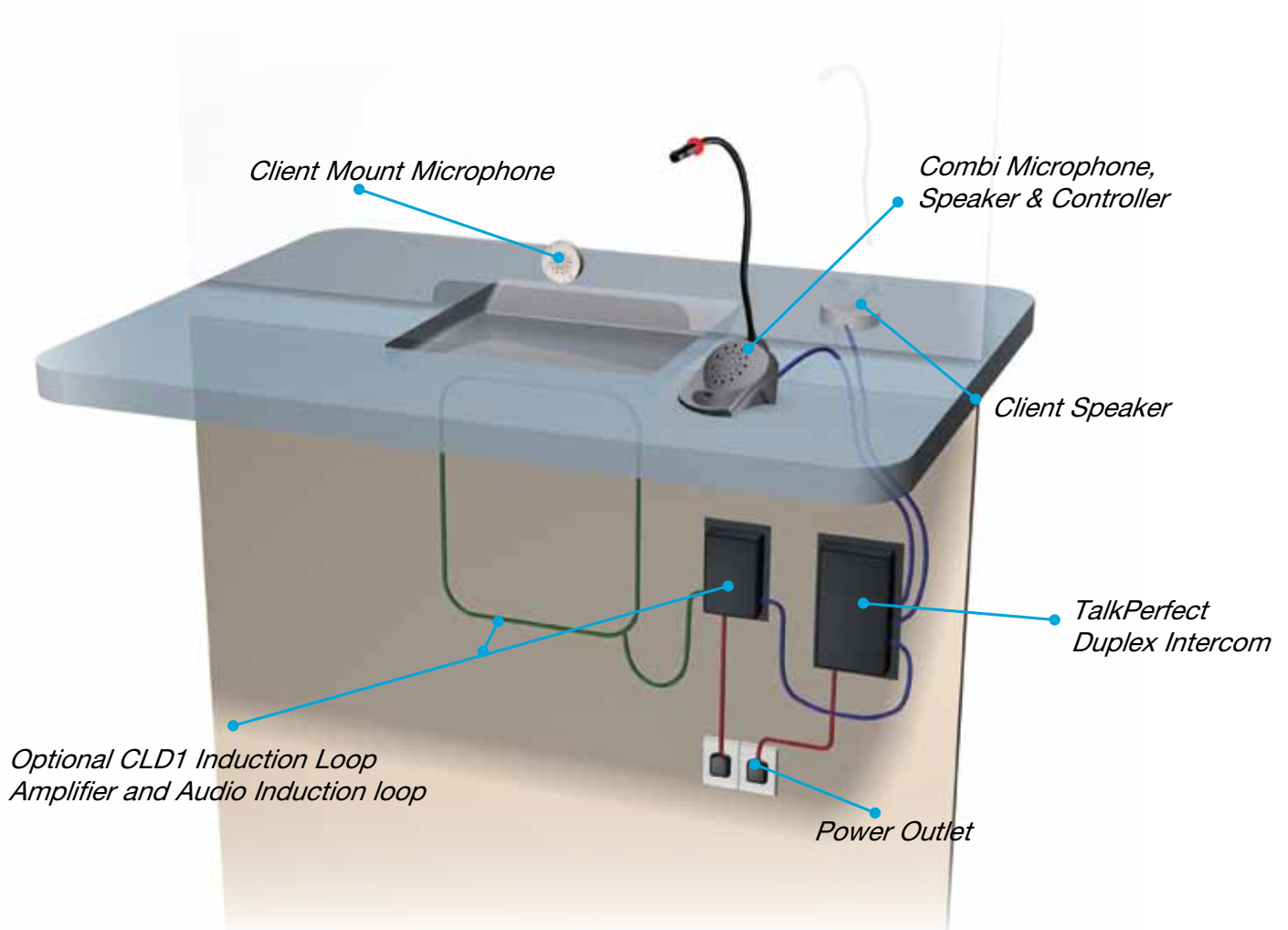


The modular design, contemporary styling and wide range of accessories means the TalkPerfect DX system is always easy to install and never looks out of place with the aesthetics of the building, whether it is for a retrofit or new build application.

The TalkPerfect DX system not only comprises a full duplex intercom system, reinforcing communications from staff to customer and customer to staff with high quality amplified sound, but is also simple to install, does not require an external computer or software to set up, and once installed it is designed to function without further intervention.

The Ampetronic Talkperfect amplifier is typically installed below counter in conjunction with a CLD1 induction loop, providing a fully integrated intercom and control module, with a host of features for integration and versatile use.

Through Screen Communications



Features & Benefits

For the user:

- Full duplex communication - allows natural conversation
- Patented technology - minimises acoustic feedback
- Proven reliability - low maintenance costs
- Noise cancelling microphones - high rejection to background noise
- Volume boost control - always be heard
*Optional support switch for Combi Unit
- Independent volume controls for both channels - comfortable listening for staff and client
- Combined speaker, microphone & control model - easy to position and saves counter space *when installed with Combi Unit
- Red LED ring signal - attractive indication of system operation *when installed with Combi Unit

For the installer:

- Modular and compact - flexible to install and unobtrusive
- All connections are made on the rear panel of the control unit - simplifies and speeds installation
- Stainless Steel or RAL colour finish speaker PODs - complimentary to any decor or required aesthetic
- Compatible with Ampetronics's CLD1 induction loop system - benefit the hard of hearing via the system
- Wide range of accessories including audio cash trays - suitable for a wide range of counter types and applications

Applications

Ticket and service counters with fixed screens or physical security barriers including:

- Security reception desks
- Customer returns points
- Banks & Post Offices
- High cash counters
- Prison visitor desks
- Benefits agencies
- Police stations
- Petrol forecourts

Interfaces

- Client - Microphone/speaker connections
- Staff - Microphone/speaker connections
- Induction loop signal output - Connects to CLD1
- Staff I/O port - Connection for external headset

TalkPerfect DX Accessories

Combi Unit 400mm Gooseneck & LED *TP-CMB400LED*

• Staff side Combi microphone and loudspeaker

The standard unit comprises two elements. First, a rugged black plastic housing mounted on a separate desk mounted clip, which houses the staff loudspeaker and audio switch. Second a professional quality gooseneck microphone 400mm long with LED illumination to indicate audio operation.

Combi Unit Options: Subject to volumes, different lengths of gooseneck can be supplied, with or without LED illumination option. Other colours of housing can be provided in quantities of over 150 pieces.



POD Loudspeaker *TP-PDS*

- For rugged vandal proof applications
- Client or staff side
- Applications with a horizontal mounting surface

The loudspeaker is contained within a steel POD, angled to suit the typical application when mounted on the horizontal surface in front of the window. The POD is very robust in its design for mounting.



Glass Mount Microphone *TP-GMM*

- For client side mounting by adhesive on the vertical panel or window
- Directional mounting for optimal audio quality

The glass mount microphone is designed for installation at the base of a glass panel or similar vertical surface. The directional nature of the microphone is ideal for pickup of the client voice when installed at the base of the window. However the microphone must not be angled toward the client loudspeaker, which would cause increase pickup and feedback.



PZM Microphone *TP-PZM*

- For noisy client side environments
- Applications where the glass mount microphone cannot be fitted

The PZM effect microphone is typically mounted on the horizontal surface in front of the window and just off to one side. This can be considered more robust than the glass mount microphone, and offers improved background noise rejection for noisy environments.



POD Microphone *TP-PDM*

- Client or staff side, for rugged vandal proof application

The POD microphone is in an identical enclosure to the loudspeaker POD. This is very robustly fixed to a horizontal surface and is therefore ideal for tough environments or where vandalism is a significant concern. The POD microphone also creates a symmetrical layout on the counter, with identical enclosures on each side. As with the loudspeaker POD, the microphone POD can be supplied in brushed stainless steel or painted, subject to volume requirements.



Audio Tray *TP-ATR*

- Where a fully integrated cash tray is preferred

The Audio Tray integrates a cash / pass tray with a microphone and loudspeakers, with only a small reduction in audio quality.



Other Options

Other Speakers: Other loudspeakers can be used with the TalkPerfect system, subject to matching to the amplifier and careful design in conjunction with microphone and installation design. Ampetronic can support the design and selection of loudspeakers where required.

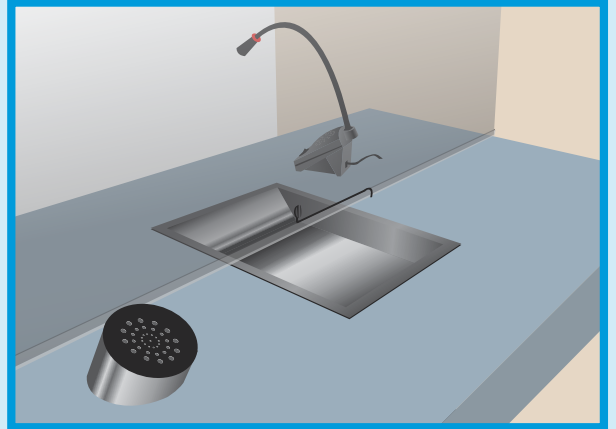
Other Microphones: Other microphones can be used on the client side, however the performance of the microphone/speaker combination is critical to the system performance and should therefore be trialled in conjunction with Ampetronic.

TalkPerfect DX Installation Kit Options

Standard Installation Kit Combination - Option 1 *TP-K1*

Recommended for optimum audio clarity for both client and staff. This combination is the least likely to suffer from accidental microphone or speaker obstruction

- 1 x POD Speaker - Client Side
- 1 x Glass Mount Microphone - Client Side
- 1 x Combi Unit - Staff Side
- *1 x CLD1 Induction Loop & Amplifier



Installation Kit - Option 2 *TP-K2*

For use in areas where the Glass Mount microphone is inappropriate, or there are high noise levels.

- Client Side:**
- 1 x POD Speaker
 - 1 x PZM Microphone

- Staff Side:**
- 1 x Combi Unit
 - *1 x CLD1




Installation Kit - Option 3 *TP-K3*

Optional use of the POD microphone and POD speaker on the client side for aesthetic reasons.

- Client Side:**
- 1 x POD Speaker
 - 1 x POD Microphone

- Staff Side:**
- 1 x Combi Unit
 - *1 x CLD1




Installation Kit - Option 4 *TP-K4*

Optional use of the POD microphone / POD speaker on both client and staff sides for aesthetic reasons.

- Client Side:**
- 1 x POD Speaker
 - 1 x POD Microphone

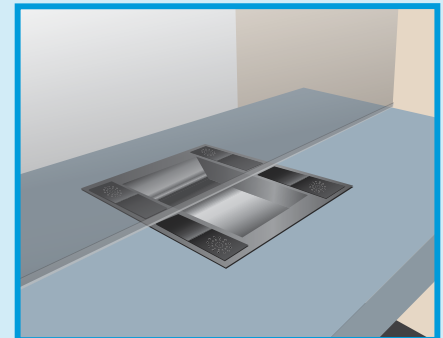
- Staff Side:**
- 1 x POD Speaker
 - 1 x POD Microphone
 - *1 x CLD1



Installation Kit - Option 5 *TP-K5*

Optional use Audio Tray to reduce 'clutter'. Increases risk of accidental obstruction of speaker/microphone.

- 1 x Audio Tray
- *1 x CLD1



*** Please state whether the CLD1 Induction Loop is required when placing an order or asking for a quotation.**

AMPETRONIC



www.ampetronic.com
sales@ampetronic.com
support@ampetronic.com
phone +44 (0)1636 610062
fax +44 (0)1636 610063

Northern Road, Newark NG24 2ET. United Kingdom